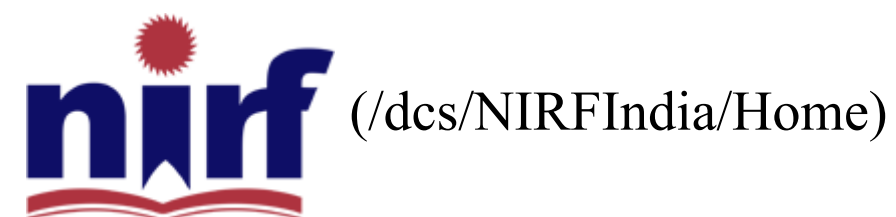




## National Institutional Ranking Framework

Ministry of Human Resource Development

Government of India



[HOME \(HTTPS://WWW.NIRFINDIA.ORG/HOME\)](https://www.nirfindia.org/home)

[ABOUT NIRF \(HTTPS://WWW.NIRFINDIA.ORG/ABOUT\)](https://www.nirfindia.org/about)

[PARAMETERS \(HTTPS://WWW.NIRFINDIA.ORG/PARAMETER\)](https://www.nirfindia.org/parameter)

[DOCUMENTS \(HTTPS://WWW.NIRFINDIA.ORG/DOCUMENTS\)](https://www.nirfindia.org/documents)

[RANKING](#)

[FEEDBACK \(HTTPS://WWW.NIRFINDIA.ORG/FEEDBACK\)](https://www.nirfindia.org/feedback)

[CONTACT \(HTTPS://WWW.NIRFINDIA.ORG/CONTACT\)](https://www.nirfindia.org/contact)

## Welcome to Data Capturing System: ENGINEERING

**Institute ID:** IR17-ENGG-1-1-2814018067

**Institute Name:** UNIVERSITY COLLEGE OF ENGINEERING

### Full Report

Institute ID: IR17-ENGG-1-1-2814018067

Institute Name: UNIVERSITY COLLEGE OF ENGINEERING

### Sanctioned (Approved) Intake

Academic Year	2015-16	2014-15	2013-14	2012-13	2011-12
UG [4 Years Program(s)]	320	320	320	320	---
PG [2 Years Program(s)]	311	311	---	---	---
Ph.D students enrolled	441	---	---	---	---

### Total Actual Student Strength (Program(s) Offered by Your Institution)

(All programs of all years)	No. of Male Students	No. of Female Students	Total Students	Within State (Including male & female)	Outside State (Including male & female)	Outside Country (Including male & female)	Economically Backward (Including male & female)	Socially Challenged (SC+ST+OBC Including male & female)
UG	229	146	375	318	7	50	115	183
PG	204	119	323	307	0	16	164	63
Ph.D	348	93	441	437	0	4	128	209

## Placement & Higher Studies

### UG [4 Years Program(s)]: Placement & higher studies for previous 3 years

Academic Year	No. of first year students admitted in the year	Academic Year	No. of students admitted (Lateral Entry)	Academic Year	No. of students graduating in minimum stipulated time	No. of students placed through campus placement	Median salary of placed graduates (Amount in Rs.)	No. of students selected for Higher Studies
(2010-11)	375	(2011-12)	36	(2013-14)	310	280	300000 (two lakhs seventy five only)	30
(2011-12)	375	(2012-13)	36	(2014-15)	298	248	300000 (two laks seventy five only)	50
(2012-13)	375	(2013-14)	36	(2015-16)	300	255	620000 (Six lakhs twnty thousand )	45

### PG [2 Years Program(s)]: Placement & higher studies for previous 3 years

Academic Year	No. of first year students admitted in the year	Academic Year	No. of students graduating in minimum stipulated time	No. of students placed through campus placement	Median salary of placed graduates (Amount in Rs.)	No. of students selected for Higher Studies
(2012-13)	323	(2013-14)	282	70	480000(four lakhs eighty thousand)	2
(2013-14)	323	(2014-15)	288	80	510000(five lakhs ten thousand)	3
(2014-15)	350	(2015-16)	329	90	620000(six lakhs twenty thousand )	0

## Entrepreneurship

No. of sustained spin-off companies set up over the previous 5 years (2011-2016)(Companies started by the Students/Alumni/Faculty in the institutions business incubators):

## Top University Admission Data

No. of graduating students from your institution who were admitted into Top University/Institution to pursue higher studies in the year 2015-16:

No. of PG students admitted into your institutions from Top Institution in the year 2015-16:

No. of Ph.D students admitted into your institutions from Top Institution in the year 2015-16:








Total No.of PG & Ph.D students admitted:

## Ph.D Student Details

No. of Ph.D students graduated (including Integrated Ph.D)

2015-16	2014-15	2013-14
7	16	29

## Faculty Details

#	Name	Age	Designation	Gender	Qualification	Experience (In Months)	
	1	A Gayathri	33	Assistant Professor	Female	M.E.	60
	2	A Ushasree	43	Assistant Professor	Female	M.E.	96
	3	B Ashok	34	Assistant Professor	Male	M.Sc(Phy)	72
	4	B Gayathri	30	Assistant Professor	Female	M.E.	96
	5	B Mangu	41	Associate Professor	Male	M.E.	180
	6	B Ramesh	33	Assistant Professor	Male	M.E.	52
	7	D Rajasekhar Reddy	44	Assistant Professor	Male	M.E.	188
	8	Dr J Savithri	42	Assistant Professor	Female	Ph.D	10
	9	Dr K Shashikanth	48	Assistant Professor	Male	Ph.D	120

	#	Name	Age	Designation	Gender	Qualification	Experience (In Months)
+	10	Dr P Ramesh Babu	45	Associate Professor	Male	Ph.D	228
+	11	Dr V Naga Raju	39	Assistant Professor	Male	Ph.D	108
+	12	Dr B Sunil Kumar	48	Associate Professor	Male	Ph.D	263
+	13	Dr B Balaswamy	35	Assistant Professor	Male	Ph.D	108
+	14	Dr B Rajendra Naik	40	Assistant Professor	Female	Ph.D	180
+	15	Dr D Ramakrishna	38	Assistant Professor	Male	Ph.D	108
+	16	Dr E Vidya Sagar	44	Assistant Professor	Male	Ph.D	108
+	17	Dr G Mallesham	39	Assistant Professor	Male	Ph.D	168
+	18	Dr J Upender	36	Assistant Professor	Male	Ph.D	114
+	19	Dr K Saraswathamma	40	Assistant Professor	Female	M.E.	168
+	20	Dr K Shyamala	45	Associate Professor	Female	Ph.D	228
+	21	Dr L Nirmala Devi	42	Assistant Professor	Female	Ph.D	108
+	22	Dr L Siva Rama Krishna	45	Assistant Professor	Male	Ph.D	108
+	23	Dr Lakshmi Mantha	46	Assistant Professor	Female	Ph.D	72
+	24	Dr M Chandrasekhar Reddy	48	Associate Professor	Male	M.E.	228
+	25	Dr M Malini	48	Associate Professor	Female	Ph.D	168
+	26	Dr M Manjula	42	Associate Professor	Female	Ph.D	228
+	27	Dr M V Ramana Murthy	48	Associate Professor	Male	M.E.	180
+	28	Dr M V S Sreedhar	46	Assistant Professor	Male	Ph.D	168
+	29	Dr Narsimhulu Sanke	45	Assistant Professor	Male	M.Tech	108
+	30	Dr P Chandra Sekhar	48	Associate Professor	Male	Ph.D	180
+	31	Dr P Naveen Kumar	39	Assistant Professor	Male	M.E.	108
+	32	Dr P Raja Sekhar	48	Associate Professor	Male	Ph.D	240
+	33	Dr P Satish Kumar	42	Assistant Professor	Male	Ph.D	108
+	34	Dr P Srinivas	41	Assistant Professor	Male	Ph.D	168

	#	Name	Age	Designation	Gender	Qualification	Experience (In Months)
+	35	Dr R Hemalatha	46	Assistant Professor	Female	Ph.D	108
+	36	Dr R Rajendra	45	Associate Professor	Male	Ph.D	200
+	37	Dr R Srinivas Kumar	46	Assistant Professor	Male	Ph.D	108
+	38	Dr Rupesh Kumar	44	Assistant Professor	Male	Ph.D	108
+	39	Dr T Sambaiah	57	Associate Professor	Male	Ph.D	372
+	40	Dr V B Narsimha	45	Assistant Professor	Male	M.Tech	32
+	41	Dr V Kiran	36	Assistant Professor	Male	Ph.D	108
+	42	Dr V Pandari Pande	58	Professor	Male	Ph.D	420
+	43	Dr Y Rameshwar	44	Assistant Professor	Male	Ph.D	108
+	44	G Jhansi Rani	30	Assistant Professor	Male	M.E.	78
+	45	G Kioshore Kumar	30	Assistant Professor	Male	M.E.	108
+	46	G Kiran Kumar	29	Assistant Professor	Male	M.E.	60
+	47	G Kishore Kumar	30	Assistant Professor	Male	M.E.	48
+	48	G Srikanth	30	Assistant Professor	Male	M.E.	60
+	49	G Sujatha	35	Assistant Professor	Male	M.Sc.	78
+	50	G Venkateshwarulu	48	Assistant Professor	Male	M.E.	108
+	51	I Govardhana Rao	32	Assistant Professor	Male	M.E.	84
+	52	K Harish	30	Assistant Professor	Male	M.E.	72
+	53	K Kiran	35	Assistant Professor	Male	M.E.	48
+	54	K Krishna Murthy Goud	36	Assistant Professor	Male	M.Sc(Phy)	120
+	55	K Pranitha Kumari	34	Assistant Professor	Female	M.E.	108
+	56	K Prem kumar	32	Assistant Professor	Male	M.E.	72
+	57	K Srinivas Reddy	35	Assistant Professor	Male	M.E.	96
+	58	K Venkateshwarulu	42	Assistant Professor	Male	M.E.	108
+	59	KL Uday Kiran	39	Assistant Professor	Male	M.E.	108

	#	Name	Age	Designation	Gender	Qualification	Experience (In Months)
+	60	L Ajay Kumar	34	Assistant Professor	Male	M.E.	108
+	61	M Prakash	30	Assistant Professor	Male	M.E.	48
+	62	M Thirupathi	30	Assistant Professor	Male	M.E.	72
+	63	M Venkateshwara Rao	57	Associate Professor	Male	M.E.	396
+	64	Md Misbahuddin	33	Assistant Professor	Male	M.E.	120
+	65	Mr M Venkat Dass	48	Associate Professor	Male	M.Tech	300
+	66	Mr Md Misbahuddin	33	Assistant Professor	Male	M.Tech	36
+	67	Mr P Thirupathi	36	Assistant Professor	Male	Ph.D	96
+	68	Mrs A Bharathi	38	Assistant Professor	Female	M.E.	32
+	69	Mrs B Sirisha	39	Assistant Professor	Male	M.E.	108
+	70	Mrs B Sujatha	38	Assistant Professor	Female	M.Tech	32
+	71	Mrs D Annapurna	36	Assistant Professor	Female	M.E.	108
+	72	Mrs E Pragnavi	29	Assistant Professor	Female	M.Tech	32
+	73	Mrs E Sree Shobha	37	Assistant Professor	Female	M.E.	108
+	74	Mrs G V Naga Laxmi	36	Assistant Professor	Female	M.E.	108
+	75	Mrs K L Radhika	46	Assistant Professor	Female	M.Tech	168
+	76	Mrs N Srilatha	34	Assistant Professor	Female	M.E.	108
+	77	Mrs N Susheel	34	Assistant Professor	Female	M.E.	108
+	78	Mrs P Anuradha	36	Assistant Professor	Female	M.E.	36
+	79	Mrs P Koti Laxmi	40	Assistant Professor	Female	M.Tech	60
+	80	Mrs P Srividya	30	Assistant Professor	Female	M.E.	32
+	81	Mrs P V Sudha	44	Assistant Professor	Female	M.Tech	192
+	82	Mrs R Sandhya	37	Assistant Professor	Female	M.E.	32
+	83	Mrs S V S N D L Prasanna	36	Assistant Professor	Female	M.E.	108
+	84	Mrs T Nagaveni	32	Professor	Female	B.E	108

	#	Name	Age	Designation	Gender	Qualification	Experience (In Months)
+	85	Mrs T S R V Padmalatha	39	Assistant Professor	Female	M.Tech	109
+	86	Mrs U Suryavalli	32	Assistant Professor	Female	M.E.	36
+	87	Mrs V Sukanya	34	Assistant Professor	Female	M.Tech	32
+	88	Ms G Shrivanya	30	Assistant Professor	Female	M.S	60
+	89	Ms Pandiri Padma	42	Assistant Professor	Female	M.Tech	108
+	90	P Reshma	30	Assistant Professor	Female	M.Sc.	48
+	91	P Suma Bindu	39	Assistant Professor	Female	M.Sc.	78
+	92	P THIRUPATHI	36	Assistant Professor	Male	Ph.D	96
+	93	Prof A Krishnaiah	46	Professor	Male	Ph.D	228
+	94	Prof A Panasa Reddy	57	Professor	Male	Ph.D	360
+	95	Prof Ananta Raj	63	Professor	Male	Ph.D	2
+	96	Prof G Yesuratnam	44	Professor	Male	Ph.D	228
+	97	Prof M Gopal Naik	41	Professor	Male	Ph.D	242
+	98	Prof M Kumar	46	Professor	Male	Ph.D	228
+	99	Prof N Suresh Kumar	56	Professor	Male	Ph.D	276
+	100	Prof P Laxminarayana	50	Professor	Male	Ph.D	300
+	101	Prof P Premchand	56	Professor	Male	Ph.D	300
+	102	Prof P Ram Kumar	58	Professor	Male	Ph.D	300
+	103	Prof P Ushasri	44	Professor	Female	Ph.D	228
+	104	Prof P V N Prasad	56	Professor	Male	Ph.D	408
+	105	Prof Rameshwar Rao	64	Professor	Male	Ph.D	362
+	106	Prof Ravande Kishore	58	Professor	Male	Ph.D	418
+	107	Prof S Ramachandram	57	Professor	Male	Ph.D	360
+	108	Prof S Sameen Fatima	58	Professor	Female	Ph.D	393
+	109	Prof Sriram Venkatesh	50	Professor	Male	Ph.D	228

	#	Name	Age	Designation	Gender	Qualification	Experience (In Months)
+	110	Prof V Bhikshma	45	Professor	Male	Ph.D	228
+	111	Prof V S S Kumar	58	Professor	Male	Ph.D	429
+	112	Prof Veerabadra Rao	75	Professor	Male	Ph.D	384
+	113	R NARENDRA REDDY	29	Assistant Professor	Male	M.E.	36
+	114	R SWARNA LATHA	36	Assistant Professor	Male	M.Sc.	120
+	115	RAMALINGAIAH K	36	Assistant Professor	Male	M.Sc.	48
+	116	S Narender Reddy	57	Associate Professor	Male	Ph.D	228
+	117	S VIJENDER REDDY	32	Assistant Professor	Male	M.E.	78
+	118	Sr C Venkata Subba Rao	45	Associate Professor	Male	Ph.D	228
+	119	Sri Boda Hydy	38	Assistant Professor	Male	M.Tech	108
+	120	Sri Ch Siva Kumar	44	Assistant Professor	Male	M.E.	108
+	121	Sri Dabbu Suman	33	Assistant Professor	Male	M.E.	60
+	122	Sri E Madhusudhan Raju	39	Assistant Professor	Male	M.E.	108
+	123	Sri G Narender	45	Assistant Professor	Male	M.Tech	108
+	124	Sri K E Ch Vidya Sagar	28	Assistant Professor	Male	M.E.	24
+	125	Sri L K Suresh Kumar	50	Associate Professor	Male	M.E.	300
+	126	Sri M A Hameed	33	Assistant Professor	Male	M.Tech	32
+	127	Sri M Srinivas	33	Assistant Professor	Male	M.E.	24
+	128	Sri M V Ramana Rao	42	Assistant Professor	Male	M.E.	180
+	129	Sri P Lokender Reddy	38	Assistant Professor	Male	M.E.	108
+	130	Sri R Linga Swamy	38	Assistant Professor	Male	M.E.	108
+	131	Sri S Rambabu	54	Associate Professor	Male	M.Tech	324
+	132	Sri S Srinivasa Rao	48	Associate Professor	Male	M.Tech	300
+	133	Sri V Uma Maheshwar	47	Associate Professor	Male	M.E.	228
+	134	Sri V Nageswara Rao	59	Associate Professor	Male	M.E.	360



	#	Name	Age	Designation	Gender	Qualification	Experience (In Months)
+	135	U Ashok Kumar	33	Assistant Professor	Male	M.Tech	60
+	136	V Sreedevi	54	Assistant Professor	Female	M.Sc.	72
+	137	V Vani	36	Assistant Professor	Male	M.Sc.	96

### Financial Resources: Utilised Amount for the Capital & Operational expenditure for previous 3 years

Financial Year	2015-16	2014-15	2013-14
	Utilised Amount	Utilised Amount	Utilised Amount
<b>Annual Capital Expenditure on Academic Activities and Resources (excluding expenditure on buildings)</b>			
Library	375000 (Three Lakhs Seventy Five Thousand )	1334442 (Thirteen Lakhs Thirty Four Thousand Four Hundred and Forty Two )	1526680 (Fifteen Lakhs Twenty Six Thousand Six Hundred and Eighty )
New Equipment for Laboratories	8038603 (Eighty Lakhs Thirty Eight Thousand Six Hundred and Three)	23961030 (Two Crores Thirty Nine Lakhs Sixty One Thousand and Thirty)	18479563 (One Crore Eighty Four Lakhs Seventy Nine Thousand Five Hundred and Sixty Three)
Engineering Workshops	545000 (Five lakhs forty five thousand and eight hundred)	452800 (Four Lakhs fifty two thousand eight hundred)	453600 (Four lakhs fifty three thousand and six hundred )
Studios	400000 (FOUR LAKHS)	300000 (THREE LAKHS)	300000 (THREE LAKHS)
Other suitably identified academic activities	50000 (FIFTY THOUSANDS)	50000 (FIFTY THOUSANDS)	50000 (FIFTY THOUSANDS)
<b>Annual Operational Expenditure</b>			
Salaries (Teaching and Non Teaching staff)	222428502 (Twenty Two Crores Twenty Four Lakh Twenty Eight Thousand Five Hundred and Two)	207979484 (Twenty Crores Seventy Nine Lakhs Seventy Nine Thousand Four Eighty Four )	175824593 (Seventeen Crores Fifty Eight Lakhs Twenty Four Thousand Five Hundred and Ninety Three)
Maintenance of Academic Infrastructure or consumables, other running expenditures, Seminars/Conferences/Workshops etc. (excluding maintenance of hostels and allied services)	5836450 (Fifty Eight lakh thirty six thousand four hundred and fifty)	5701950 (Fifty seven lakh one thousand nine hundred and fifty)	5701950 (Fifty seven lakh one thousand nine hundred and fifty)

### Women Diversity

No. of women members in senior administrative positions, such as Head of Departments, Dean or Institute Heads in previous academic year (2015-16):

## IPR

Calendar Year	2015	2014	2013
No. of Patents Filed	0	0	0
No. of Patents Published	0	0	0
No. of Patents Granted	0	0	0
No. of Patents Licensed	0	0	0

Did your institution transferred atleast one technology in the previous three years?:

Financial Year	2015-16	2014-15	2013-14
Earning From Patents (Amount in Rupees)	0	0	0
Enter Amount in Words	zero	zero	zero

## Sponsored Research Details

Financial Year	2015-16	2014-15	2013-14
Total no. of Sponsored Projects	21	5	15
Total no. of Funding Agencies	21	5	15
Total Amount Received (Amount in Rupees)	12480000	4905000	13152000
Amount Received in Words	one crore twenty four lakhs eighty thousand	Forty Nine thousand five thousand	Once crore thirty one lakhs fifty two thousand

## Consultancy Project Details

Financial Year	2015-16	2014-15	2013-14
Total no. of Consultancy Projects	5	6	7

Financial Year	2015-16	2014-15	2013-14
Total no. of Client Organizations	10	12	12
Total Amount Received (Amount in Rupees)	5226000	4634000	5240000
Amount Received in Words	Fifty two lakhs twenty six thousand	Forty Six lakhs thirty four thousand	Fifty two lakh forty thousand

## Executive Development Program

Financial Year	2015-16	2014-15	2013-14
Total no. of Executive Development Programs	0	0	0
Total no. of Participants	0	0	0
Total Annual Earnings (Amount in Rupees)	0	0	0
Total Annual Earnings in Words	zero	zero	Zero

## Facilities for PCS: Facilities of physically challenged students

1. Do your institution buildings have Lifts/Ramps?	Yes, in some of the buildings
2. Do your institution have provision for walking aids, including wheelchairs and transportation from one building to another for handicapped students?	Yes, in some of the buildings
3. Do your institution buildings have specially designed toilets for handicapped students?	No

[Home](#) | [About NIRF](#) | [Parameters](#) | [Documents](#) | [Feedback](#) | [Ranking](#) | [Contact](#)

Copyright © 2015, National Institutional Ranking Framework (NIRF), 2015 MHRD. All rights reserved.

Supported Browsers 